

VOLKAN ATTACHMENT

Wide working device enables to do diverse works.



MULTI-TACH SYSTEM

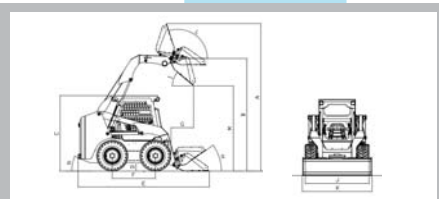
(One-touch detachable)

OPTION ATTACHMENT

- ✓ Cabin (Heater & Air-con)
- ✓ Auto Leveling Valve
- ✓ Floating Function
- ✓ High Flow System



GENERAL SPECIFICATIONS



Specification	measure	Model		
		PSL140D	PSL170D	PSL190D
DIMENSIONS	A Overall Operating Height - Fully Raised	mm 3460	3867	4050
	B Height to Hinge Pin - Fully Raised	mm 2640	3010	3095
	C Overall Height to Top of ROPS	mm 1900	1958	2083
	D Ground Clearance to Chassis	mm 128	185	235
	E Overall Length with Bucket	mm 3000	3357	3646
	F Wheelbase	mm 1052	1052	1180
	G Dump Reach at Full Height	mm 248	420	570
	H Reach at Ground	mm 247	297	357
	I Dump Angle	° 90°	42°	48.3°
	J Overall Width	mm 1530	1536	1721
	K Bucket Width	mm 1500	1610	1821
	L Reach at Full Height	mm 104°	96°	107.3°
	M Dump Height	mm 2220	2308	2315
	N Discharge Angle	° 25°	26°	24°
ENGINE	Make	CUMMINS	CUMMINS/DAEDONG	CUMMINS/DAEDONG
	Model	AZ200T	AZ200T	AZ200T
CAPACITIES	Gross Output	hp(kw) 49 (35.7)	60 (44.7)	60 (44.7)
	Rated Operating Capacity	kg 1500	1700	1900
	Rated Operating Capacity with Optional Counterweight	kg 1500	1700	1900
	Tipping Load	kg 786	1520	2160
	Travel Speed	km/h 9	10.6	11.3
	Operating Weight	kg 1995	2930	3210
Standard Specification Tire Size		10.0 x 16.0S	10.0 x 16.5	12 x 16.5

ANA ENGINEERING CHILE LTDA
Panamericana Norte 19.434, Galpon 31
Lampa, Santiago de Chile
Cel: +56 9 5929 7776
anabreakers@gmail.com
www.anamaquinas.cl

ESD

VOLKAN
SKID STEER LOADER



PSD HEAVY INDUSTRIES CO., LTD.

VOLKAN PRODUCT FEATURES

Green Cummins & Daedong Engine



Work efficiency has improved with a wide range by strong power first among equals and economical fuel efficiency.

High Quality Hydraulic System




Through the direct transaction with world wide multinational companies such as Danfoss, Eaton and Walvoil, we seek quality stability first.

Easy of Maintenance



Through application of open tilting canopy, maintenance and simple daily check became possible.

Hydraulic Joystick



Traveling the loader and operating lift arm and bucket became very easy through the hydraulic lever. It also minimizes operator's fatigability.

Driving Chain



Japanese Tsukuba chain which made of heavy duty steel does not need extra tension adjustment and according to its excellent durability, it can be used semipermanently.

High Strength Single Body Frame




It is substantial by using high tensile steel plate. As a single body frame, its durability and safety is superior to protect inner equipment.

SKID STEER LOADERS VOLKAN SERIES!

The strongest power among equivalent models, excellent workability, the best performance and the application of diverse working devices! All these are for the realization of customers' impression.

Agriculture Sector

For farms that require lots of hands!
You can experience the outstanding working ability and convenience at limited spaces.



Industry Sector

At harsh work environment!
You can experience the limitless Strong power and efficient works.

